

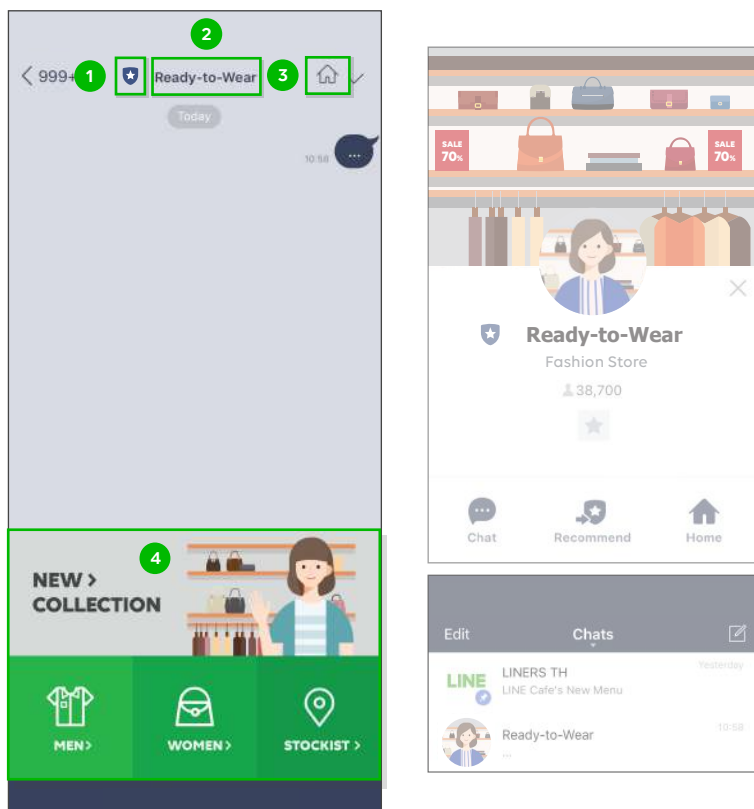
Get to Know LINE Official Account

LINE

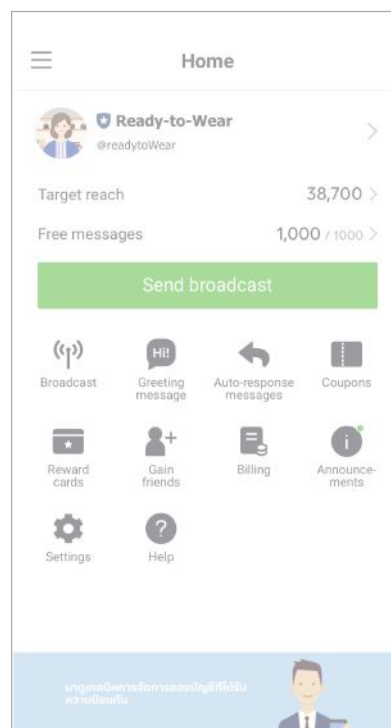
Get to Know LINE Official Account

Get to Know LINE Official Account

On LINE Chat




On LINE Official Account



1. Batch color represents your account status as follows:

 **Blue batch** refers to LINE verified accounts.

 **Grey batch** refers to unverified accounts; you can apply for verification at any time.

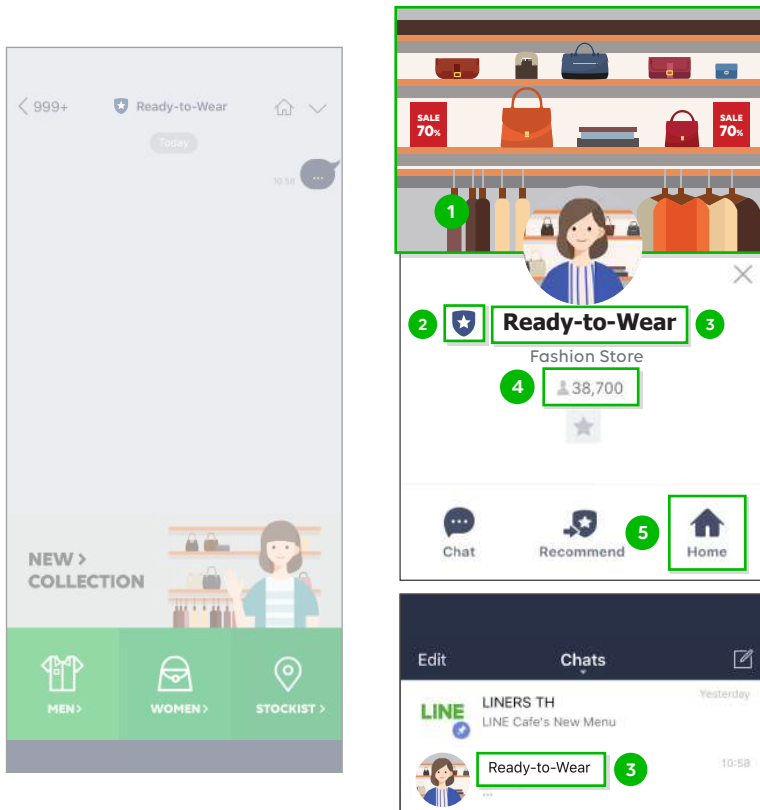
2. Account Name is the name that your customers will see when talking to you on LINE Chat.

3. Homepage or Timeline of your account

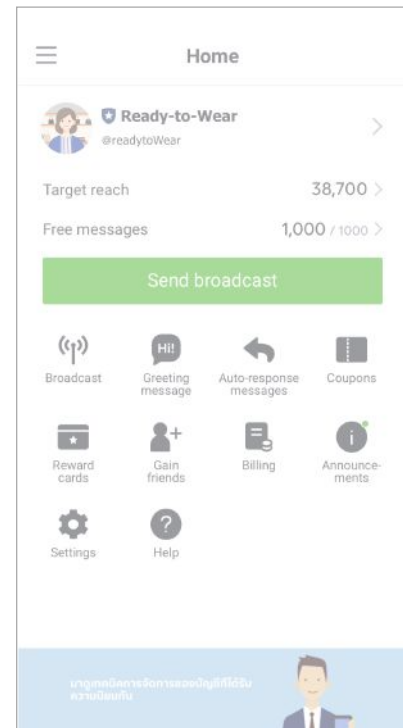
4. Rich Menu

This contains shortcuts on the chat screen which can be clicked, bringing you to the links provided. It allows users to receive information faster and more conveniently.

On LINE Chat




On LINE Official Account



1. Cover picture

2. Batch color represents your account status as follows:

 **Blue batch** refers to LINE verified accounts.

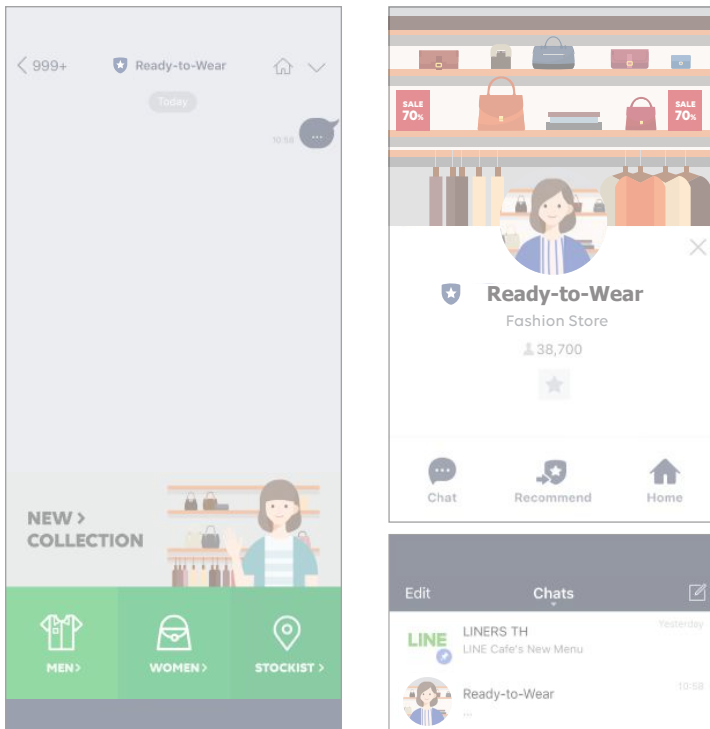
 **Grey batch** refers to unverified accounts; you can apply for verification at any time.

3. Account Name is the name that your customers will see when talking to you on LINE Chat.

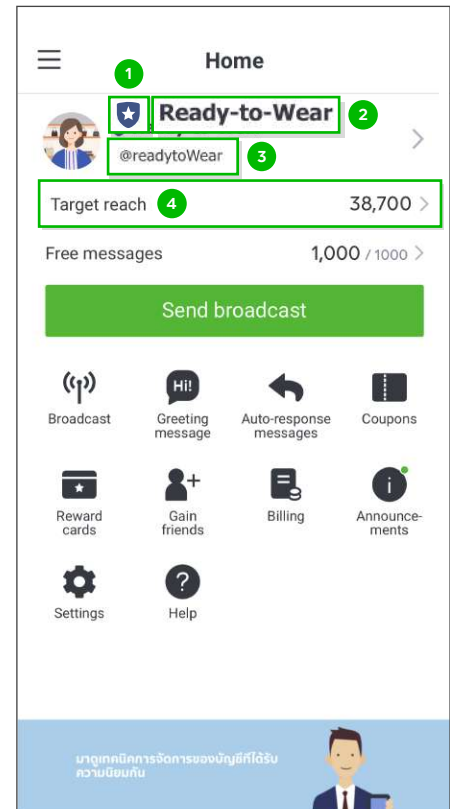
4. Number of followers of your account

5. Homepage or Timeline of your account

On LINE Chat




On LINE Official Account



1. Batch color represents your account status as follows:

 **Blue batch** refers to LINE verified accounts.

 **Grey batch** refers to unverified accounts; you can apply for verification at any time.

2. Account Name is the name that your customers will see when talking to you on LINE Chat.

3. LINE Official Account ID

This is the ID of the account owner, which can be added by your customers as their friend. Once a new account has been created, you will receive a basic ID containing random strings, which can then be upgraded to Premium ID to identify your store.



4. Target Reach shows the number of users receiving your broadcast messages.



LINE For Business: @LINEBIZTH
www.linebiz.com/th